2-Pole 50 Hz

KOMAX

Mixed Flow Cast Iron Submersible Pumps

FX8 8”
FX10 10”
FX12 12”

For 8, 10 & 12 inch Borehole



Product Catalouge

www.komaxmotor.com

Comapny Profile

KOMAX (Private) Limited Pakistan, an ISO 9001:2015, ISO 14001:2015, and ISO 45001:2018 certified company, is the first-ever manufacturer of 6, 8 and 10 inches NEMA Submersible Motors in Pakistan. Our state-of-the-art manufacturing facility, located at Plot No. 722, Sundar Industrial Estate Lahore, has a covered area of 110,000 sq. ft. we are manufacturing quality submersible motors and pumps conforming to IEC 60034-1 standards and having CE, NSF and PSQCA certifications conforming to PS/IEC/86/60034-1/2012.

6, 8 and 10-Inch NEMA Submersible Motors – KM6, KM8 and KM10 are the core products of KOMAX (Pvt.) Limited. These are specialized motors suitable for operating in deep wells. Its application areas are Agriculture, Industry, Commercial Buildings, Oil-fields, Municipalities and any other system that involves pumping the water from deep wells.

The existing facility has the latest CNC machines and a fully automated winding insertion and assembly line of German & Italian origin has an annual manufacturing capacity of 30,000 units. Komax motors have proven its reliability in local as well as the international market and exponentially gaining markets in the Middle East, North America, South America, Europe, Australia and Africa.

INDEX

CAST IRON PUMP SERIES

Sr #	Description	Page No.	
1	Salient Features	4	GEN: INFO
2	Applications	4	
3	Technical Specifications	4	
4	Exploded View	5	
5	Pump Parts List FX8	5	
6	Pump Parts List FX10	5	
7	Pump Parts List FX12	5	
8	FX8-70 > Pump Selection Chart	6	FX8 8-inch
9	FX8-70 > Technical Data	6	
10	FX8-70 > Pump Performance Curve	7	
11	FX8-90 > Pump Selection Chart	8	
12	FX8-90 > Technical Data	8	
13	FX8-90 > Pump Performance Curve	9	
14	FX8-110 > Pump Selection Chart	10	
15	FX8-110 > Technical Data	10	
16	FX8-110 > Pump Performance Curve	11	
17	FX8-130 > Pump Selection Chart	12	
18	FX8-130 > Technical Data	12	
19	FX8-130 > Pump Performance Curve	13	
20	FX10-160 > Pump Selection Chart	14	FX10 10-inch
21	FX10-160 > Technical Data	14	
22	FX10-160 > Pump Performance Curve	15	
23	FX10-200 > Pump Selection Chart	16	
24	FX10-200 > Technical Data	16	
25	FX10-200 > Pump Performance Curve	17	
26	FX10-240 > Pump Selection Chart	18	
27	FX10-240 > Technical Data	18	
28	FX10-240 > Pump Performance Curve	19	
29	FX10-280 > Pump Selection Chart	20	
30	FX10-280 > Technical Data	20	
31	FX10-280 > Pump Performance Curve	21	
32	FX12-280 > Pump Selection Chart	22	FX12 12-inch
33	FX12-280 > Technical Data	22	
34	FX12-280 > Pump Performance Curve	23	
35	FX12-340 > Pump Selection Chart	24	
36	FX12-340 > Technical Data	24	
37	FX12-340 > Pump Performance Curve	25	
38	FX12-400 > Pump Selection Chart	26	
39	FX12-400 > Technical Data	26	
40	FX12-400 > Pump Performance Curve	27	

Salient Features

The new series of 8”, 10” and 12” mixed flow cast iron submersible pumps FX8, FX10 and FX12 has been designed and produced according to the market requirement. Heavy-duty casted cast iron top, bottom, impellers and diffusers for easy maintenance and long and trouble-free life.

Applications

Because of their high efficiency and reliability, they are suitable for use in domestic and civil water supplies, industrial cooling processes, firefighting systems, shower and running irrigation, agriculture, drip irrigation, sprinkle system, mining industry, drainage and de-watering application etc. Komax pumps suitable for pumping clean, thin, non-aggressive liquids without solid particles or fibers with a sand content of not more than 55 grams/m3.

- Domestic
- Civil
- Industrial
- Agriculture
- Sprinkle
- Fire-Fighting

Technical Specification

3 nrs. / 11 nrs.	pump types or sizes / models
50 Hz	pump models
2 Poles / 2850 rpm	pump speed
up to 504 m3/h	pump flow / capacity
up to 552 meters	pump head
up to 186 kW	pump power
Clean Water	pumping liquid
40 grm / m3	maximum sand contents
-5 °C	minimum water temperature
30 °C	maximum water temperature
Clock-wise facing delivery side	direction of rotation
1 meter	min. rec. head of water above pump suction

info@komaxmotor.com

Pump Parts List FX8

Pos.	Item Code	Part Name	Material
1	55211076	Delivery Casing FX8	Cast Iron *
2	55101260	Cable Guard	Stainless Steel
3	55211080	Spring Valve FX8	Stainless Steel
4	55211090	Valve Wing Casting FX8	Cast Iron *
5	55211095	Valve Rubber Seat FX8	Rubber
6	55211085	Valve Insert Ring FX8	Cast Iron *
7	55211125	Coupling Washer 8"NEMA	Stainless Steel
8	55211070	Sleeve Top Adjustment	Stainless Steel
9	55211115	Bush Rubber First & Last (Small)	Rubber
10	55211105	Bush Bronze ID40 OD48 L19.5	Bronze
11	55211022	Diffuser FX8-70/90/110/130	Cast Iron *
12A	55211027	Impeller FX8- 70	Cast Iron *
12B	55211033	Impeller FX8- 90	Cast Iron *
12C	55211037	Impeller FX8- 110	Cast Iron *
12D	55211042	Impeller FX8- 130	Cast Iron *
13	55211100	Sleeve Brass Hard Chrome (40X42.5)	Brass
14	55211110	Bush Diffuser Rubber (Long)	Rubber
15	55211045	Bolt Hex: SS M10X25	Stainless Steel
16	55211055	O Ring 3550 (139,37X2,62)	Rubber
17	55211130	Pump Shaft HEX:30	Stainless Steel
18	55211050	Impeller Seat Rubber	Rubber
19	55211010	Screen FX8	Stainless Steel
20	55101220	Clamps for Cable Guard	Stainless Steel
21	55101090	Screw Coupling M8X20	Stainless Steel
22	55101210	Screw Cable Guard M6X8	Stainless Steel
23A	55211006	Suction Casing FX8 8'' NEMA	Cast Iron *
23B	55211001	Suction Casing FX8 6'' NEMA	Cast Iron *
24A	55211126	Coupling 8"NEMA HEX:30	Stainless Steel
24B	55211127	Coupling 6"NEMA HEX:30	Stainless Steel

Exploded View

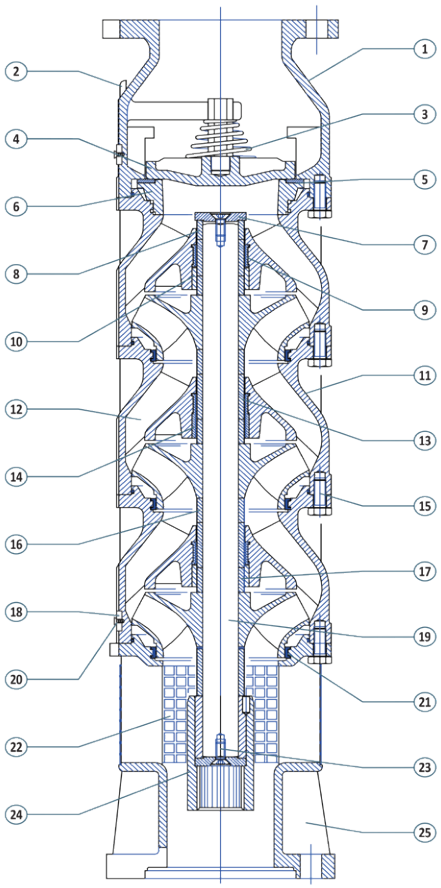

Pump Parts List FX10

Pos.	Item Code	Part Name	Material
1	55261080	Delivery Casing FX10	Cast Iron *
2	55101260	Cable Guard	Stainless Steel
3	55211080	Spring Valve FX10	Stainless Steel
4	55261075	Valve Wing Casting FX10	Cast Iron *
5	55261070	Valve Rubber Seat FX10	Rubber
6	55261065	Valve Insert Ring FX10	Cast Iron *
7	55211125	Coupling Washer	Stainless Steel
8	55211070	Sleeve Top Adjustment	Stainless Steel
9	55211115	Bush Rubber First & Last (Small)	Rubber
10	55211105	Bush Bronze ID40 OD48 L19.5	Bronze
11	55261060	Diffuser FX10-160/200/240/280	Cast Iron *
12A	55261020	Impeller FX10- 160	Cast Iron *
12B	55261025	Impeller FX10- 200	Cast Iron *
12C	55261030	Impeller FX10- 240	Cast Iron *
12D	55261035	Impeller FX10- 280	Cast Iron *
13	55211100	Sleeve Brass Hard Chrome (40X42.5)	Brass
14	55211110	Bush Diffuser Rubber (Long)	Rubber
15	55211045	Bolt Hex: SS M10X25	Stainless Steel
16	55261015	Sleeve Spacer for Impeller	Stainless Steel
17	55211130	Pump Shaft HEX:30	Stainless Steel
18	55101220	Clamps for Cable Guard	Stainless Steel
19	55261045	Impeller Seat Bronze	Bronze
20	55101210	Screw Cable Guard M6X8	Stainless Steel
21	55261010	SS Sleeve FX10	Stainless Steel
22	55261005	Screen FX10	Stainless Steel
23	55101090	Screw Coupling M8X20	Stainless Steel
24A	55211126	Coupling 8"NEMA HEX:30	Stainless Steel
24B	55211127	Coupling 6"NEMA HEX:30	Stainless Steel
25A	55261000	Suction Casing FX10 8'' NEMA	Cast Iron *
25B	55261003	Suction Casing FX10 6'' NEMA	Cast Iron *

Pump Parts List FX12

Pos.	Item Code	Part Name	Material
1		Delivery Casing FX12	Cast Iron *
2		Cable Guard	Stainless Steel
3		Spring Valve FX12	Stainless Steel
4		Valve Wing Casting FX12	Cast Iron *
5		Valve Rubber Seat FX12	Rubber
6		Valve Insert Ring FX12	Cast Iron *
7		Coupling Washer	Stainless Steel
8		Sleeve Top Adjustment	Stainless Steel
9		Bush Rubber First & Last (Small)	Rubber
10		Bush Bronze ID40 OD48 L19.5	Bronze
11		Diffuser FX12-280/340/400	Cast Iron *
12A		Impeller FX12- 280	Cast Iron *
12B		Impeller FX12- 340	Cast Iron *
12C		Impeller FX12- 400	Cast Iron *
13		Sleeve Brass Hard Chrome (40X42.5)	Brass
14		Bush Diffuser Rubber (Long)	Rubber
15		Bolt Hex: SS M10X25	Stainless Steel
16		Sleeve Spacer for Impeller	Stainless Steel
17		Pump Shaft HEX:30	Stainless Steel
18		Clamps for Cable Guard	Stainless Steel
19		Impeller Seat Bronze	Bronze
20		Screw Cable Guard M6X8	Stainless Steel
21		SS Sleeve FX10	Stainless Steel
22		Screen FX10	Stainless Steel
23		Screw Coupling M8X20	Stainless Steel
24		Coupling 8"NEMA HEX:30	Stainless Steel
25		Suction Casing FX10 8'' NEMA	Cast Iron *

* All these Parts are also available in bronze/stainless steel metallurgy on request.

FX8-70

FOR 8-INCH BORE HOLE

50 Hz	PUMP SELECTION CHART - 2 POLE / 2850 RPM												
	MOTOR		Q (l/min)	0	250	500	667	834	967	1100	1233	1367	1500
PUMP TYPE	HP	kW	Q (m3h)	0	15	30	40	50	58	66	74	82	90
FX8-70/1	5,5	4	Head in meters	27	25	22	21	19	17	15	13	11	8
FX8-70/2	10	7,5		54	50	45	41	37	34	30	26	21	17
FX8-70/3	15	11		82	75	67	62	56	50	45	39	32	25
FX8-70/4	20	15		109	100	90	82	74	67	60	52	43	33
FX8-70/5	25	18,5		136	125	112	103	93	84	75	65	54	41
FX8-70/6	30	22		163	150	135	123	111	101	89	77	64	50
FX8-70/7	35	26		191	175	157	144	130	117	104	90	75	58
FX8-70/8	40	30		218	201	180	164	148	134	119	103	86	66
FX8-70/9	50	37		245	226	202	185	167	151	134	116	96	75
FX8-70/10	60	45		272	251	225	206	185	168	149	129	107	83
FX8-70/11	60	45		299	276	247	226	204	184	164	142	118	91
FX8-70/12	70	52		327	301	270	247	222	201	179	155	129	100
FX8-70/13	70	52		354	326	292	267	241	218	194	168	139	108
FX8-70/14	75	55		381	351	315	288	259	235	209	181	150	116
FX8-70/15	80	60		408	376	337	308	278	252	224	194	161	124
FX8-70/16	90	67		435	401	360	329	296	268	239	206	172	133
FX8-70/17	90	67		463	426	382	349	315	285	253	219	182	141
FX8-70/18	100	75		490	451	404	370	333	302	268	232	193	149
FX8-70/19	100	75		517	476	427	391	352	319	283	245	204	158
FX8-70/20	110	82		544	501	449	411	370	335	298	258	214	166

TECHNICAL DATA									PUMP WEIGHT (KG)
PUMP MODEL		MOTOR			PUMP DIMENSIONS (MM)				
TYPE	STAGE	HP	kW	SIZE	OD1	OD2	DN	L	
FX8-70/1	1	5,5	4	6" NEMA	190	198	5"	458	32
FX8-70/2	2	10	7,5	6" NEMA	190	198	5"	592	44
FX8-70/3	3	15	11	6" NEMA	190	198	5"	726	55
FX8-70/4	4	20	15	6" NEMA	190	198	5"	860	67
FX8-70/5	5	25	18,5	6" NEMA	190	198	5"	994	78
FX8-70/6	6	30	22	6" NEMA	190	198	5"	1128	90
FX8-70/7	7	35	26	6" NEMA	190	198	5"	1262	101
FX8-70/8	8	40	30	6" NEMA	190	198	5"	1396	113
FX8-70/9	9	50	37	6" NEMA	190	198	5"	1530	124
FX8-70/10	10	60	45	6" NEMA	190	198	5"	1664	136
FX8-70/11	11	60	45	6" NEMA	190	198	5"	1798	147
FX8-70/12	12	70	52	8" NEMA	198	205	5"	1932	159
FX8-70/13	13	70	52	8" NEMA	198	205	5"	2066	170
FX8-70/14	14	75	55	8" NEMA	198	205	5"	2200	184
FX8-70/15	15	80	60	8" NEMA	198	205	5"	2334	196
FX8-70/16	16	90	67	8" NEMA	198	205	5"	2468	207
FX8-70/17	17	90	67	8" NEMA	198	205	5"	2602	219
FX8-70/18	18	100	75	8" NEMA	198	205	5"	2736	230
FX8-70/19	19	100	75	8" NEMA	198	205	5"	2870	242
FX8-70/20	20	110	82	8" NEMA	198	205	5"	3004	253

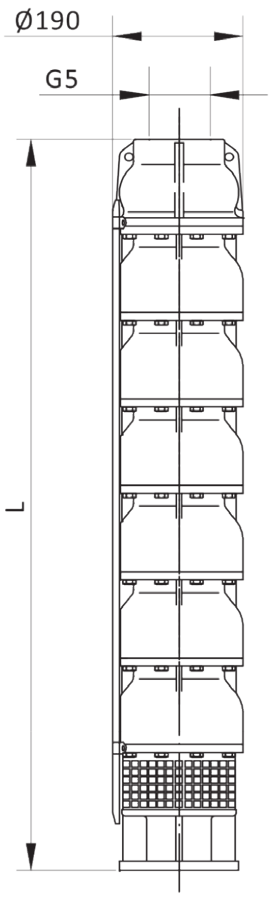

OD1 = Outer dia with one (1) cable guard. *OD2 = Outer dia with two (2) cable guards.*

info@komaxmotor.com

Pump Performance Curve

tolerance according to ISO 9906 Annex A

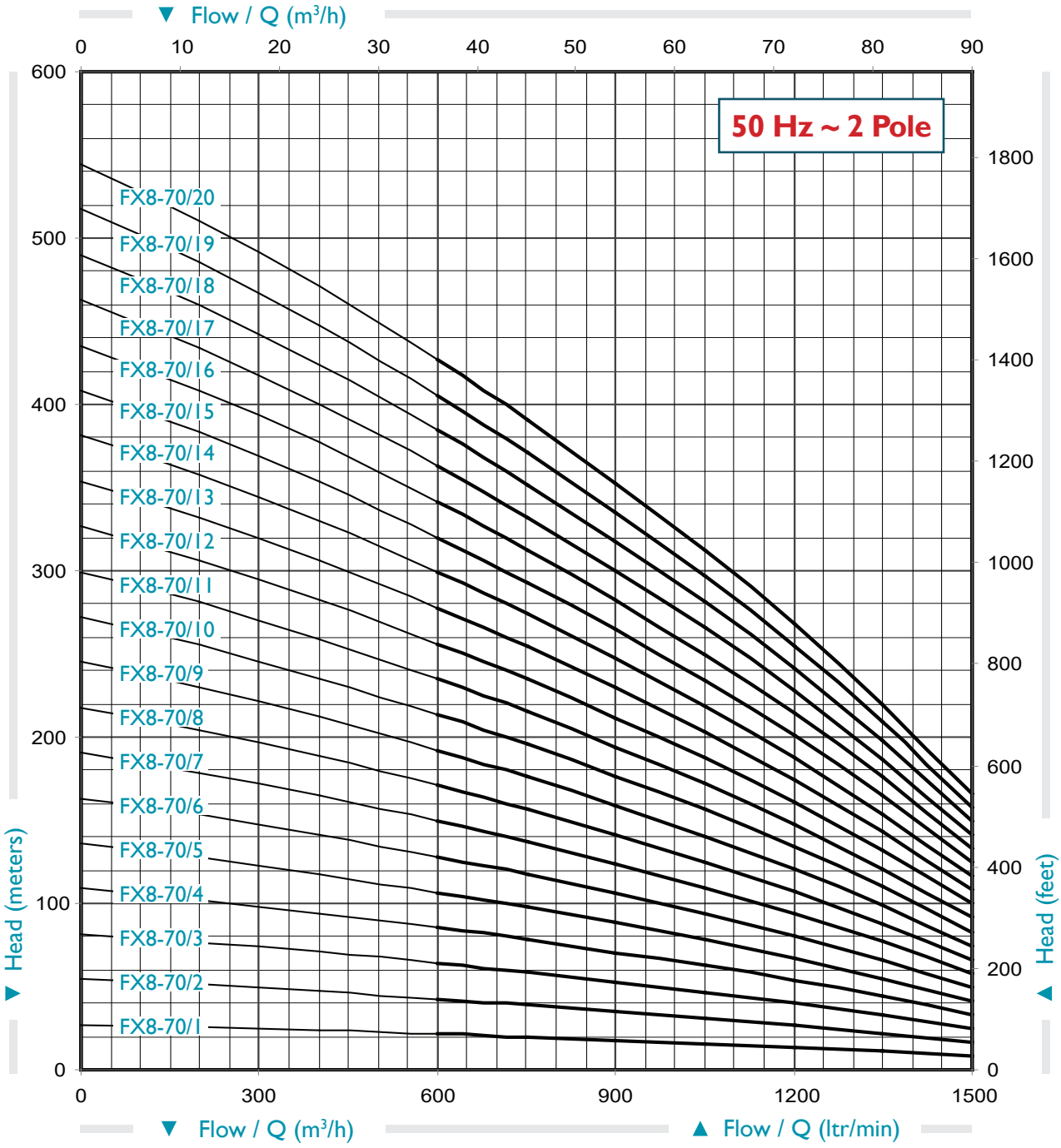

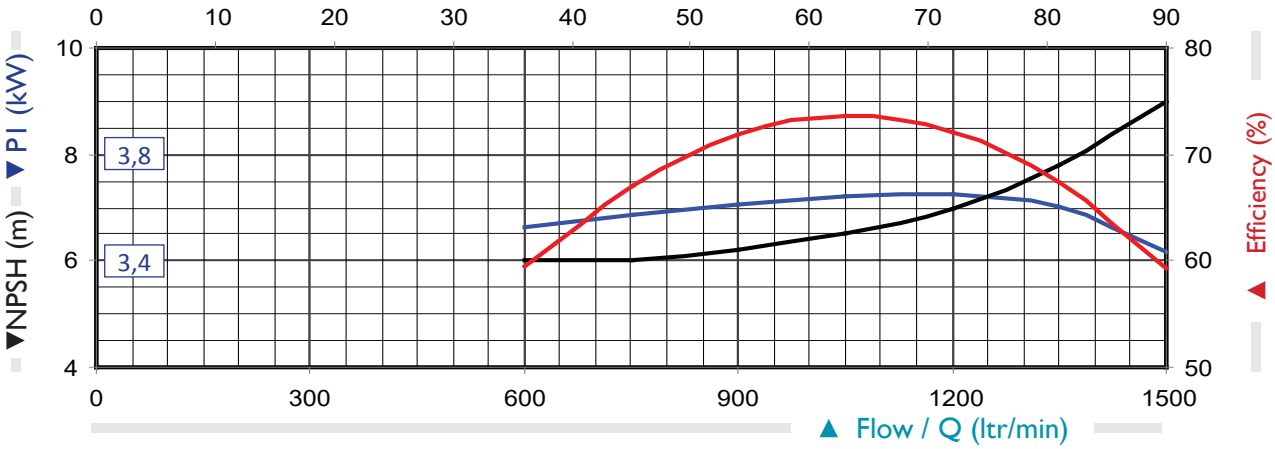

FX8-70

FOR 8-INCH BORE HOLE

FX8-90

FOR 8-INCH BORE HOLE

50 Hz	PUMP SELECTION CHART - 2 POLE / 2850 RPM												
	MOTOR		Q (l/min)	0	300	600	850	1100	1300	1500	1700	1900	2100
PUMP TYPE	HP	kW	Q (m3h)	0	18	36	51	66	78	90	102	114	126
FX8-90/1	7,5	5,5	Head in meters	27	25	22	20	18	17	15	13	11	8
FX8-90/2	15	11		54	49	44	40	36	33	30	26	21	16
FX8-90/3	20	15		80	74	66	61	55	50	44	38	32	23
FX8-90/4	30	22		107	98	89	81	73	66	59	51	42	31
FX8-90/5	35	26		134	123	111	101	91	83	74	64	53	39
FX8-90/6	40	30		161	147	133	121	109	100	89	77	63	47
FX8-90/7	50	37		188	172	155	141	128	116	104	90	74	54
FX8-90/8	60	45		214	196	177	162	146	133	119	103	84	62
FX8-90/9	60	45		241	221	199	182	164	149	133	115	95	70
FX8-90/10	70	52		268	245	222	202	182	166	148	128	105	78
FX8-90/11	75	55		295	270	244	222	201	182	163	141	116	85
FX8-90/12	80	60		322	294	266	242	219	199	178	154	126	93
FX8-90/13	90	67		348	319	288	263	237	216	193	167	137	101
FX8-90/14	100	75		375	343	310	283	255	232	207	180	147	109
FX8-90/15	100	75		402	368	332	303	273	249	222	192	158	116
FX8-90/16	110	82		429	392	354	323	292	265	237	205	168	124
FX8-90/17	125	93		456	417	377	343	310	282	252	218	179	132
FX8-90/18	125	93		482	441	399	364	328	299	267	231	189	140
FX8-90/19	150	112		509	466	421	384	346	315	282	244	200	147
FX8-90/20	150	112		536	490	443	404	365	332	296	257	210	155

TECHNICAL DATA									PUMP WEIGHT (KG)
PUMP MODEL		MOTOR			PUMP DIMENSIONS (MM)				
TYPE	STAGE	HP	kW	SIZE	OD1	OD2	DN	L	
FX8-90/1	1	7,5	5,5	6" NEMA	190	198	5"	458	32
FX8-90/2	2	15	11	6" NEMA	190	198	5"	592	44
FX8-90/3	3	20	15	6" NEMA	190	198	5"	726	55
FX8-90/4	4	30	22	6" NEMA	190	198	5"	860	67
FX8-90/5	5	35	26	6" NEMA	190	198	5"	994	78
FX8-90/6	6	40	30	6" NEMA	190	198	5"	1128	90
FX8-90/7	7	50	37	6" NEMA	190	198	5"	1262	101
FX8-90/8	8	60	45	6" NEMA	190	198	5"	1396	113
FX8-90/9	9	60	45	6" NEMA	190	198	5"	1530	124
FX8-90/10	10	70	52	8" NEMA	198	205	5"	1664	138
FX8-90/11	11	75	55	8" NEMA	198	205	5"	1798	150
FX8-90/12	12	80	60	8" NEMA	198	205	5"	1932	161
FX8-90/13	13	90	67	8" NEMA	198	205	5"	2066	173
FX8-90/14	14	100	75	8" NEMA	198	205	5"	2200	184
FX8-90/15	15	100	75	8" NEMA	198	205	5"	2334	196
FX8-90/16	16	110	82	8" NEMA	198	205	5"	2468	207
FX8-90/17	17	125	93	8" NEMA	198	205	5"	2602	219
FX8-90/18	18	125	93	8" NEMA	198	205	5"	2736	230
FX8-90/19	19	150	112	8" NEMA	198	205	5"	2870	242
FX8-90/20	20	150	112	8" NEMA	198	205	5"	3004	253

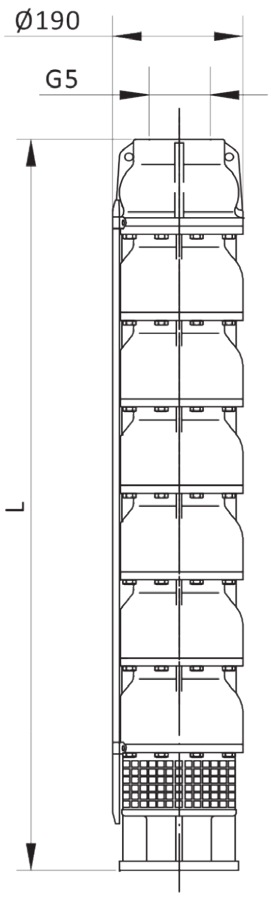

OD1 = Outer dia with one (1) cable guard. *OD2 = Outer dia with two (2) cable guards.*

info@komaxmotor.com

Pump Performance Curve

tolerance according to ISO 9906 Annex A

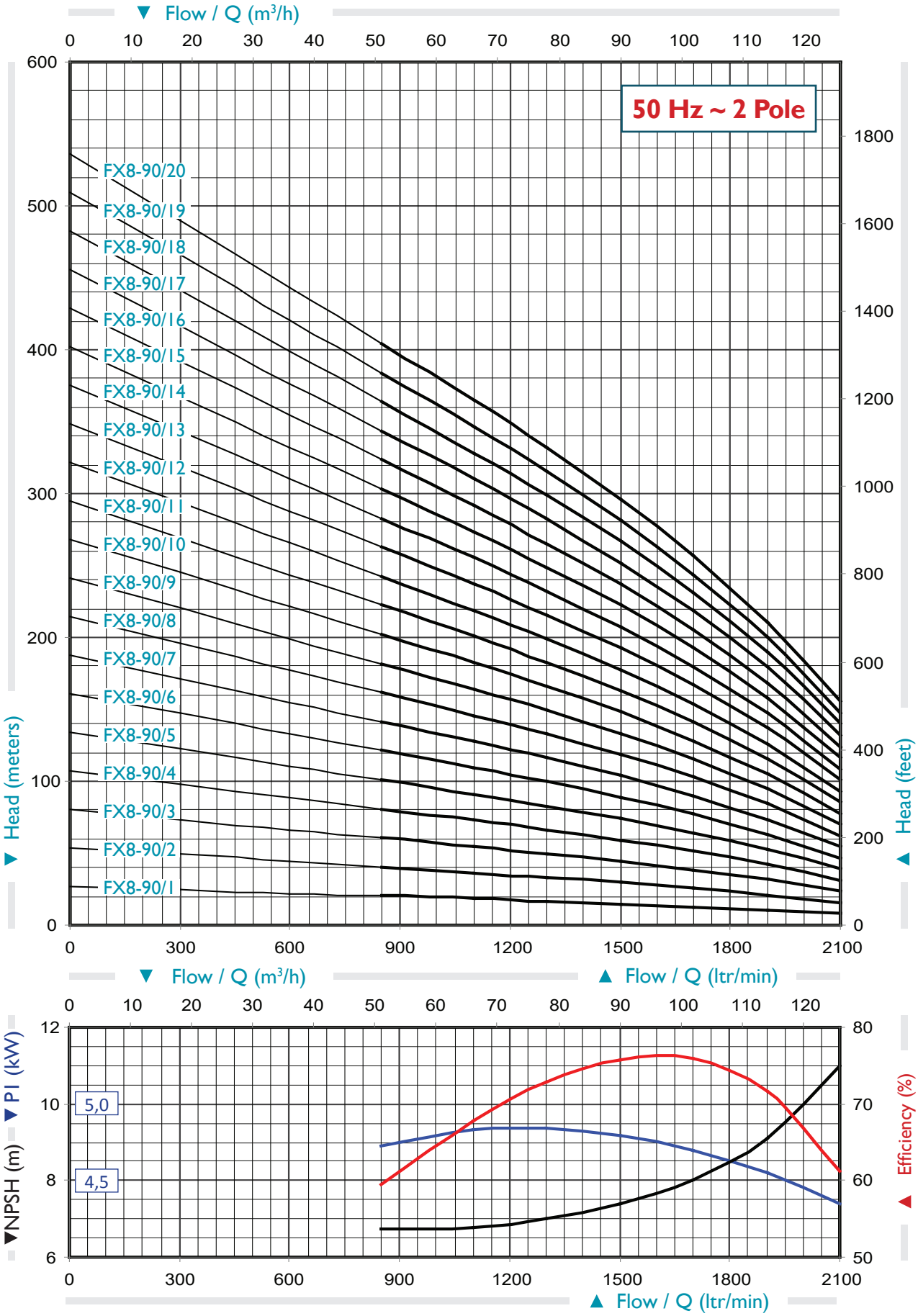

FX8-90

FOR 8-INCH BORE HOLE

50 Hz	PUMP SELECTION CHART - 2 POLE / 2850 RPM												
	MOTOR		Q (l/min)	0	400	800	1100	1400	1600	1800	2000	2200	2400
PUMP TYPE	HP	kW	Q (m3h)	0	24	48	66	84	96	108	120	132	144
FX8-110/1	7,5	5,5	Head in meters	26	24	21	19	17	15	13	11	9	7
FX8-110/2	15	11		52	48	43	38	34	30	26	22	18	13
FX8-110/3	25	18,5		78	71	64	58	50	45	39	33	27	20
FX8-110/4	30	22		104	95	85	77	67	60	52	44	36	27
FX8-110/5	40	30		129	119	107	96	84	75	66	55	45	33
FX8-110/6	50	37		155	143	128	115	101	90	79	66	54	40
FX8-110/7	60	45		181	166	150	135	118	105	92	77	62	47
FX8-110/8	60	45		207	190	171	154	135	120	105	89	71	54
FX8-110/9	70	52		233	214	192	173	151	135	118	100	80	60
FX8-110/10	75	55		259	238	214	192	168	150	131	111	89	67
FX8-110/11	80	60		285	262	235	212	185	165	144	122	98	74
FX8-110/12	90	67		311	285	256	231	202	180	157	133	107	80
FX8-110/13	100	75		337	309	278	250	219	195	170	144	116	87
FX8-110/14	110	82		363	333	299	269	236	211	184	155	125	94
FX8-110/15	110	82		388	357	320	289	252	226	197	166	134	100
FX8-110/16	125	93		414	380	342	308	269	241	210	177	143	107
FX8-110/17	125	93		440	404	363	327	286	256	223	188	152	114
FX8-110/18	150	112		466	428	385	346	303	271	236	199	161	120
FX8-110/19	150	112		492	452	406	366	320	286	249	210	169	127
FX8-110/20	150	112		518	476	427	385	337	301	262	221	178	134

TECHNICAL DATA									PUMP WEIGHT (KG)
PUMP MODEL		MOTOR			PUMP DIMENSIONS (MM)				
TYPE	STAGE	HP	kW	SIZE	OD1	OD2	DN	L	
FX8-110/1	1	7,5	5,5	6" NEMA	190	198	5"	458	32
FX8-110/2	2	15	11	6" NEMA	190	198	5"	592	44
FX8-110/3	3	25	18,5	6" NEMA	190	198	5"	726	55
FX8-110/4	4	30	22	6" NEMA	190	198	5"	860	67
FX8-110/5	5	40	30	6" NEMA	190	198	5"	994	78
FX8-110/6	6	50	37	6" NEMA	190	198	5"	1128	90
FX8-110/7	7	60	45	6" NEMA	190	198	5"	1262	101
FX8-110/8	8	60	45	6" NEMA	190	198	5"	1396	113
FX8-110/9	9	70	52	8" NEMA	198	205	5"	1530	127
FX8-110/10	10	75	55	8" NEMA	198	205	5"	1664	138
FX8-110/11	11	80	60	8" NEMA	198	205	5"	1798	150
FX8-110/12	12	90	67	8" NEMA	198	205	5"	1932	161
FX8-110/13	13	100	75	8" NEMA	198	205	5"	2066	173
FX8-110/14	14	110	82	8" NEMA	198	205	5"	2200	184
FX8-110/15	15	110	82	8" NEMA	198	205	5"	2334	196
FX8-110/16	16	125	93	8" NEMA	198	205	5"	2468	207
FX8-110/17	17	125	93	8" NEMA	198	205	5"	2602	219
FX8-110/18	18	150	112	8" NEMA	198	205	5"	2736	230
FX8-110/19	19	150	112	8" NEMA	198	205	5"	2870	242
FX8-110/20	20	150	112	8" NEMA	198	205	5"	3004	253

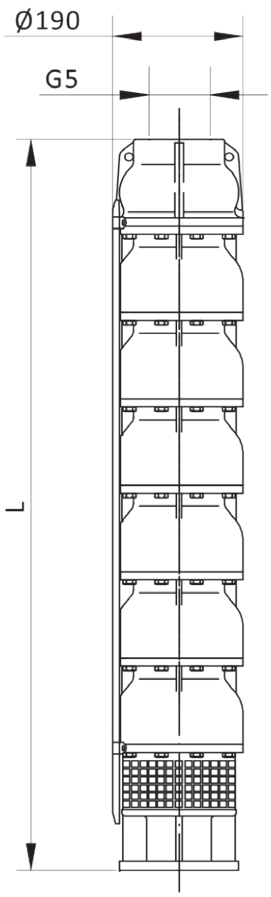

OD1 = Outer dia with one (1) cable guard. *OD2 = Outer dia with two (2) cable guards.*

FX8-110

FOR 8-INCH BORE HOLE

info@komaxmotor.com

Pump Performance Curve

tolerance according to ISO 9906 Annex A

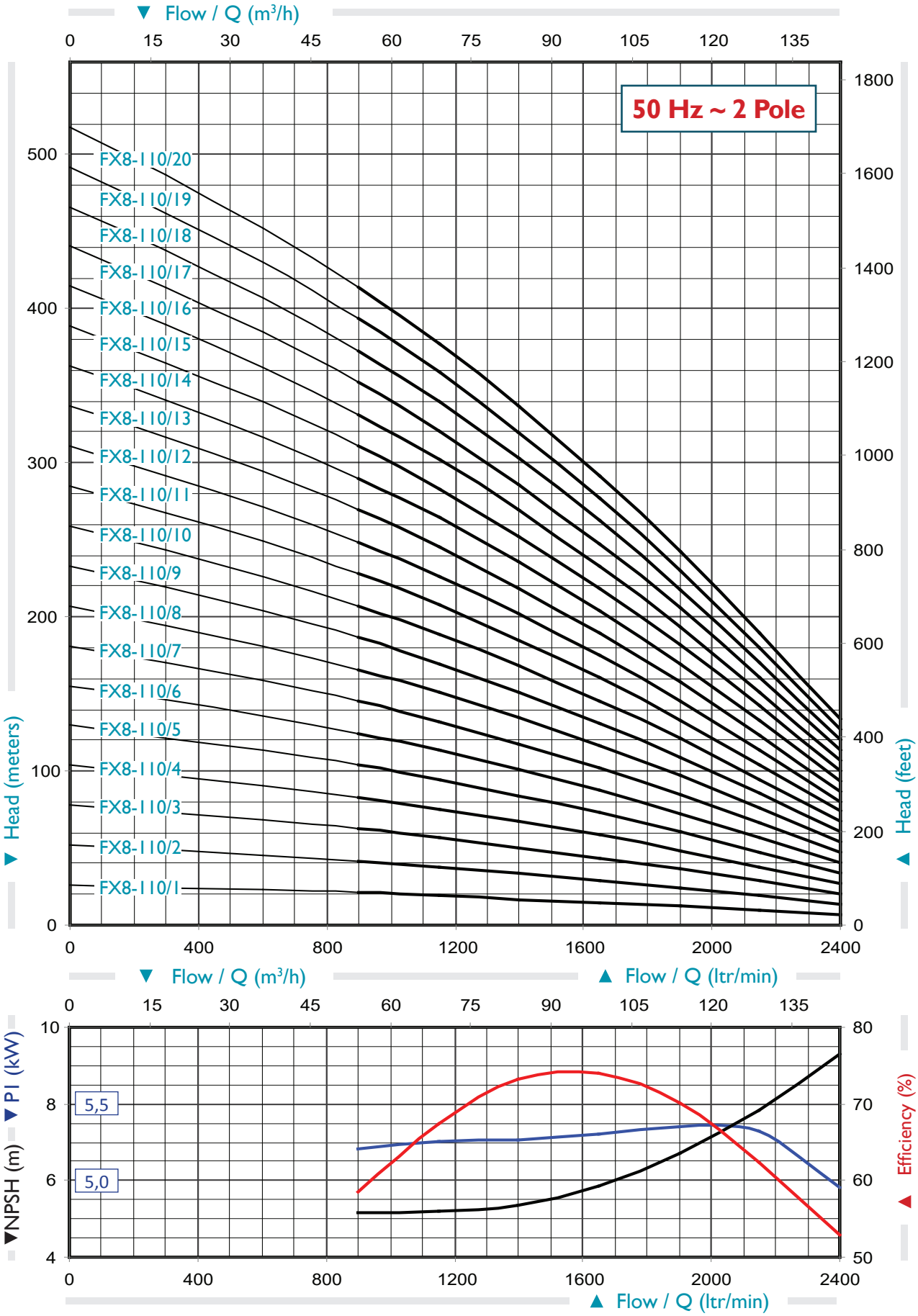

FX8-110

FOR 8-INCH BORE HOLE

FX8-130

FOR 8-INCH BORE HOLE

50 Hz	PUMP SELECTION CHART - 2 POLE / 2850 RPM												
	MOTOR		Q (l/min)	0	400	800	1200	1500	1800	2100	2400	2700	3000
PUMP TYPE	HP	kW	Q (m3h)	0	24	48	72	90	108	126	144	162	180
FX8-130/1	12,5	9,3	Head in meters	28	26	24	22	21	19	17	14	12	9
FX8-130/2	25	18,5		55	52	49	45	41	38	33	29	23	17
FX8-130/3	35	26		83	78	73	67	62	56	50	43	35	26
FX8-130/4	50	37		110	104	98	89	83	75	67	58	47	35
FX8-130/5	60	45		138	131	122	112	103	94	84	72	59	44
FX8-130/6	70	52		166	157	146	134	124	113	100	86	70	52
FX8-130/7	75	55		193	183	171	157	145	132	117	101	82	61
FX8-130/8	90	67		221	209	195	179	165	150	134	115	94	70
FX8-130/9	100	75		248	235	219	201	186	169	150	129	106	79
FX8-130/10	110	82		276	261	244	224	207	188	167	144	117	87
FX8-130/11	125	93		303	287	268	246	228	207	184	158	129	96
FX8-130/12	150	112		331	313	293	268	248	226	201	173	141	105
FX8-130/13	150	112		359	340	317	291	269	244	217	187	153	114
FX8-130/14	150	112		386	366	341	313	290	263	234	201	164	122
FX8-130/15	175	130		414	392	366	336	310	282	251	216	176	131
FX8-130/16	175	130		441	418	390	358	331	301	268	230	188	140
FX8-130/17	200	150		469	444	414	380	352	320	284	244	200	148
FX8-130/18	200	150		497	470	439	403	372	339	301	259	211	157
FX8-130/19	200	150		524	496	463	425	393	357	318	273	223	166
FX8-130/20	250	186		552	522	488	447	414	376	334	288	235	175

TECHNICAL DATA									PUMP WEIGHT (KG)
PUMP MODEL		MOTOR			PUMP DIMENSIONS (MM)				
TYPE	STAGE	HP	kW	SIZE	OD1	OD2	DN	L	
FX8-130/1	1	12,5	9,3	6" NEMA	190	198	5"	458	32
FX8-130/2	2	25	18,5	6" NEMA	190	198	5"	592	44
FX8-130/3	3	35	26	6" NEMA	190	198	5"	726	55
FX8-130/4	4	50	37	6" NEMA	190	198	5"	860	67
FX8-130/5	5	60	45	6" NEMA	190	198	5"	994	78
FX8-130/6	6	70	52	8" NEMA	198	205	5"	1128	92
FX8-130/7	7	75	55	8" NEMA	198	205	5"	1262	104
FX8-130/8	8	90	67	8" NEMA	198	205	5"	1396	115
FX8-130/9	9	100	75	8" NEMA	198	205	5"	1530	127
FX8-130/10	10	110	82	8" NEMA	198	205	5"	1664	138
FX8-130/11	11	125	93	8" NEMA	198	205	5"	1798	150
FX8-130/12	12	150	112	8" NEMA	198	205	5"	1932	161
FX8-130/13	13	150	112	8" NEMA	198	205	5"	2066	173
FX8-130/14	14	150	112	8" NEMA	198	205	5"	2200	184
FX8-130/15	15	175	130	8" NEMA	198	205	5"	2334	196
FX8-130/16	16	175	130	8" NEMA	198	205	5"	2468	207
FX8-130/17	17	200	150	8" NEMA	198	205	5"	2602	219
FX8-130/18	18	200	150	8" NEMA	198	205	5"	2736	230
FX8-130/19	19	200	150	8" NEMA	198	205	5"	2870	242
FX8-130/20	20	250	186	8" NEMA	198	205	5"	3004	253

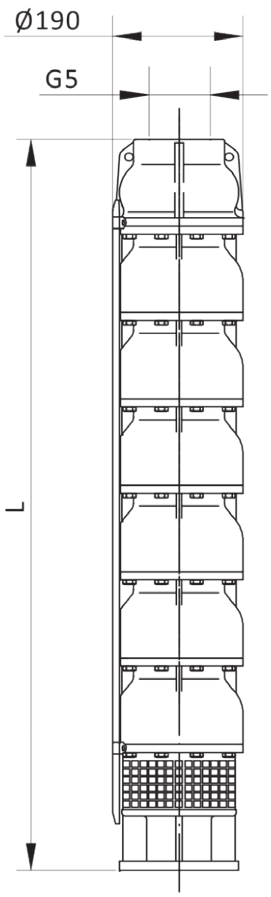

OD1 = Outer dia with one (1) cable guard. *OD2 = Outer dia with two (2) cable guards.*

info@komaxmotor.com

Pump Performance Curve

tolerance according to ISO 9906 Annex A

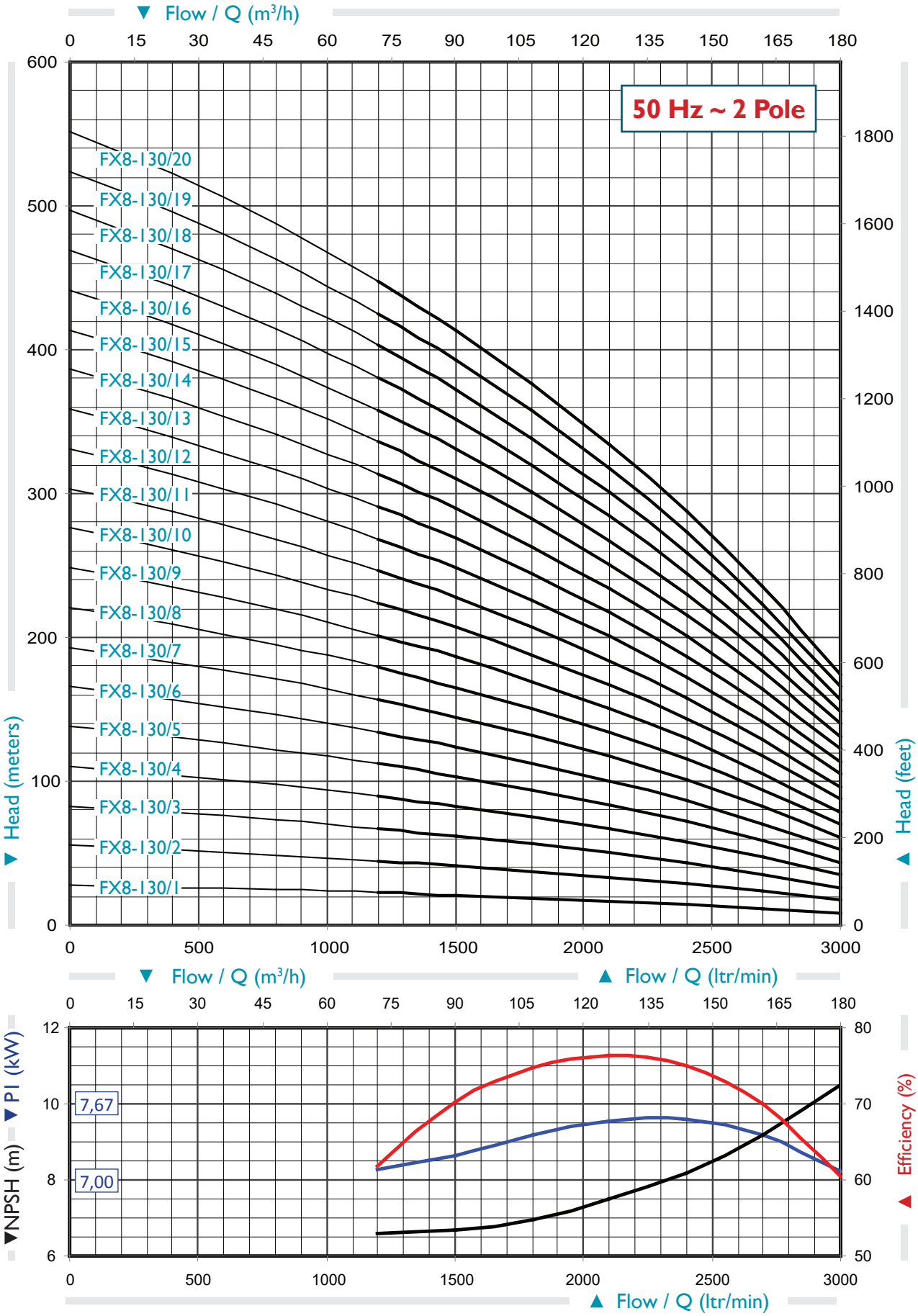

FX8-130

FOR 8-INCH BORE HOLE

FX10-160

FOR 10-INCH BORE HOLE

50 Hz	PUMP SELECTION CHART - 2 POLE / 2850 RPM												
	MOTOR		Q (l/min)	0	600	1200	1700	2100	2400	2700	3000	3300	3600
PUMP TYPE	HP	kW	Q (m3h)	0	36	72	102	126	144	162	180	198	216
FX10-160/1	20	15	Head in meters	37	34	31	28	26	24	22	19	16	12
FX10-160/2	40	30		74	67	61	56	52	48	43	38	32	25
FX10-160/3	60	45		111	101	92	84	77	72	65	57	48	37
FX10-160/4	75	55		148	135	122	112	103	95	87	76	64	49
FX10-160/5	90	67		185	168	153	140	129	119	108	95	80	62
FX10-160/6	110	82		222	202	184	168	155	143	130	114	96	74
FX10-160/7	125	93		259	236	214	196	180	167	152	133	112	86
FX10-160/8	150	112		296	269	245	224	206	191	173	152	128	99
FX10-160/9	175	130		333	303	275	252	232	215	195	171	144	111
FX10-160/10	200	150		370	336	306	280	258	239	216	191	160	123
FX10-160/11	200	150		407	370	337	308	284	262	238	210	176	135
FX10-160/12	250	186		444	404	367	336	309	286	260	229	192	148

TECHNICAL DATA									PUMP WEIGHT (KG)
PUMP MODEL		MOTOR			PUMP DIMENSIONS (MM)				
TYPE	STAGE	HP	kW	SIZE	OD1	OD2	DN	L	
FX10-160/1	1	20	15	6" NEMA	245	253	6"	870	92
FX10-160/2	2	40	30	6" NEMA	245	253	6"	1040	114
FX10-160/3	3	60	45	6" NEMA	245	253	6"	1210	136
FX10-160/4	4	75	55	8" NEMA	245	253	6"	1380	158
FX10-160/5	5	90	67	8" NEMA	245	253	6"	1550	180
FX10-160/6	6	110	82	8" NEMA	245	253	6"	1720	202
FX10-160/7	7	125	93	8" NEMA	245	253	6"	1890	224
FX10-160/8	8	150	112	8" NEMA	245	253	6"	2060	246
FX10-160/9	9	175	130	8" NEMA	245	253	6"	2230	268
FX10-160/10	10	200	150	8" NEMA	245	253	6"	2400	290
FX10-160/11	11	200	150	8" NEMA	245	253	6"	2570	312
FX10-160/12	12	250	186	8" NEMA	245	253	6"	2740	334

OD1 = Outer dia with one (1) cable guard. *OD2 = Outer dia with two (2) cable guards.*

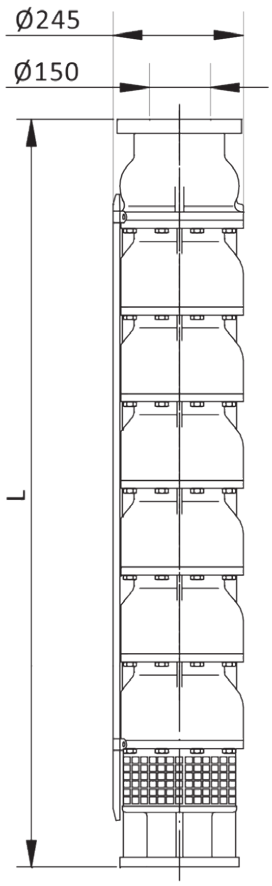

info@komaxmotor.com

Pump Performance Curve

tolerance according to ISO 9906 Annex A

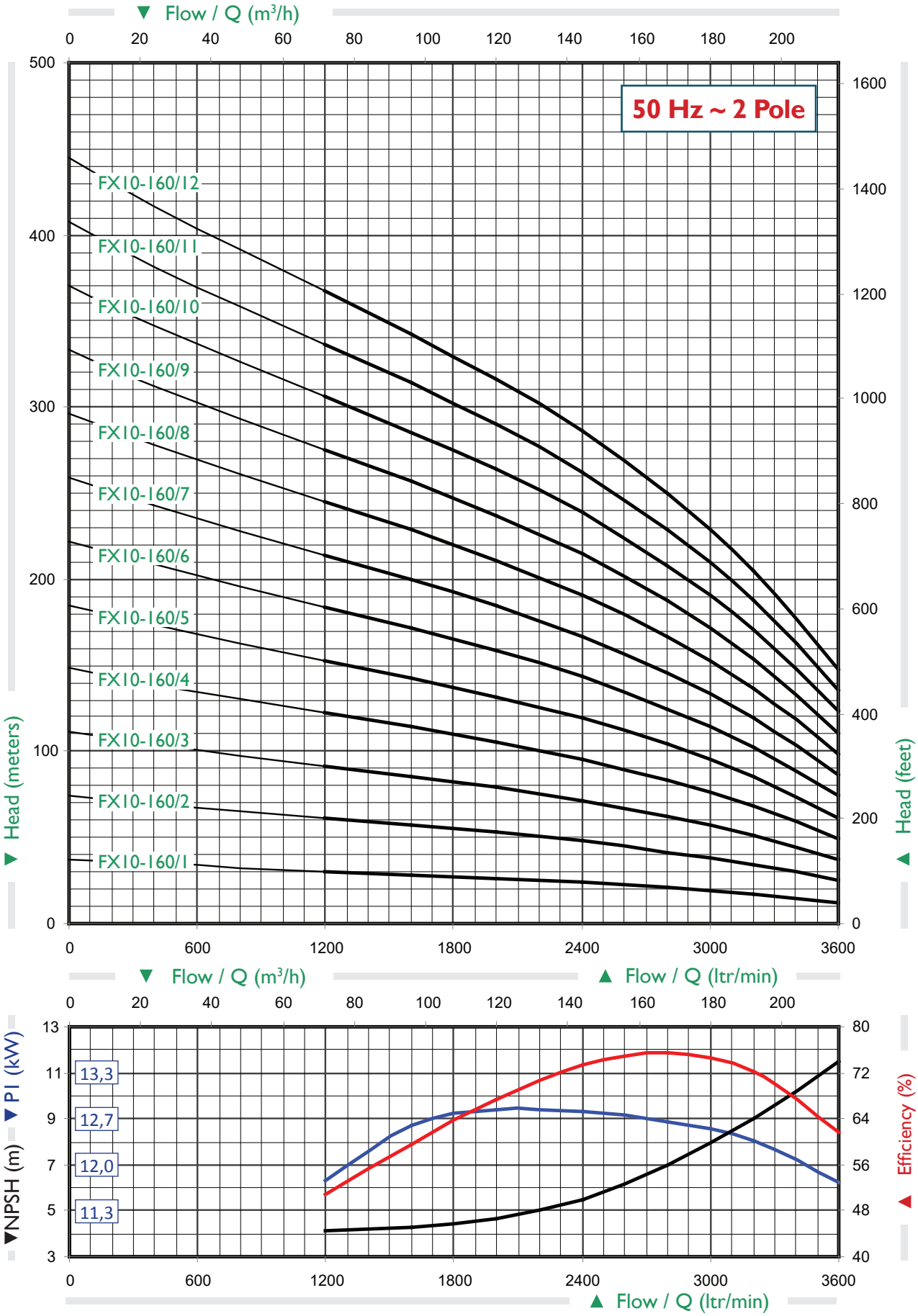

FX10-160

FOR 10-INCH BORE HOLE

FX10-200

FOR 10-INCH BORE HOLE

50 Hz	PUMP SELECTION CHART - 2 POLE / 2850 RPM												
	MOTOR		Q (l/min)	0	800	1600	2200	2600	3000	3300	3600	3900	4200
PUMP TYPE	HP	kW	Q (m3h)	0	48	96	132	156	180	198	216	234	252
FX10-200/1	25	18,5	Head in meters	43	39	35	32	29	27	25	22	19	15
FX10-200/2	50	37		86	78	70	63	59	54	50	44	38	30
FX10-200/3	75	55		129	117	104	95	88	81	74	66	57	45
FX10-200/4	100	75		172	156	139	127	118	108	99	89	76	60
FX10-200/5	125	93		215	195	174	158	147	135	124	111	95	75
FX10-200/6	150	112		258	234	209	190	177	162	149	133	114	90
FX10-200/7	175	130		301	273	244	222	206	189	173	155	133	105
FX10-200/8	200	150		344	312	278	253	236	216	198	177	152	120
FX10-200/9	250	186		387	351	313	285	265	243	223	199	171	135
FX10-200/10	250	186		430	390	348	317	295	270	248	222	190	150

TECHNICAL DATA									PUMP WEIGHT (KG)
PUMP MODEL		MOTOR			PUMP DIMENSIONS (MM)				
TYPE	STAGE	HP	kW	SIZE	OD1	OD2	DN	L	
FX10-200/1	1	25	18,5	6" NEMA	245	253	6"	870	92
FX10-200/2	2	50	37	6" NEMA	245	253	6"	1040	114
FX10-200/3	3	75	55	8" NEMA	245	253	6"	1210	136
FX10-200/4	4	100	75	8" NEMA	245	253	6"	1380	158
FX10-200/5	5	125	93	8" NEMA	245	253	6"	1550	180
FX10-200/6	6	150	112	8" NEMA	245	253	6"	1720	202
FX10-200/7	7	175	130	8" NEMA	245	253	6"	1890	224
FX10-200/8	8	200	150	8" NEMA	245	253	6"	2060	246
FX10-200/9	9	250	186	8" NEMA	245	253	6"	2230	268
FX10-200/10	10	250	186	8" NEMA	245	253	6"	2400	290

OD1 = Outer dia with one (1) cable guard. *OD2 = Outer dia with two (2) cable guards.*

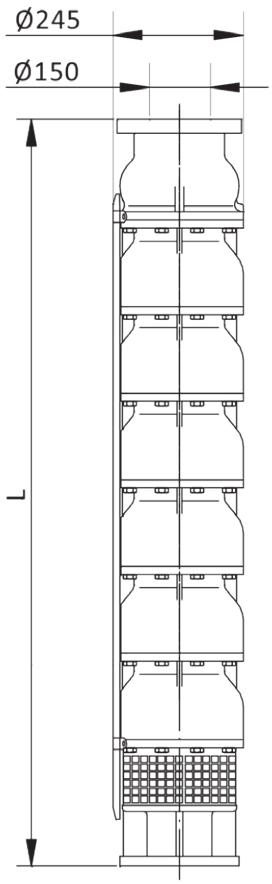

info@komaxmotor.com

Pump Performance Curve

tolerance according to ISO 9906 Annex A

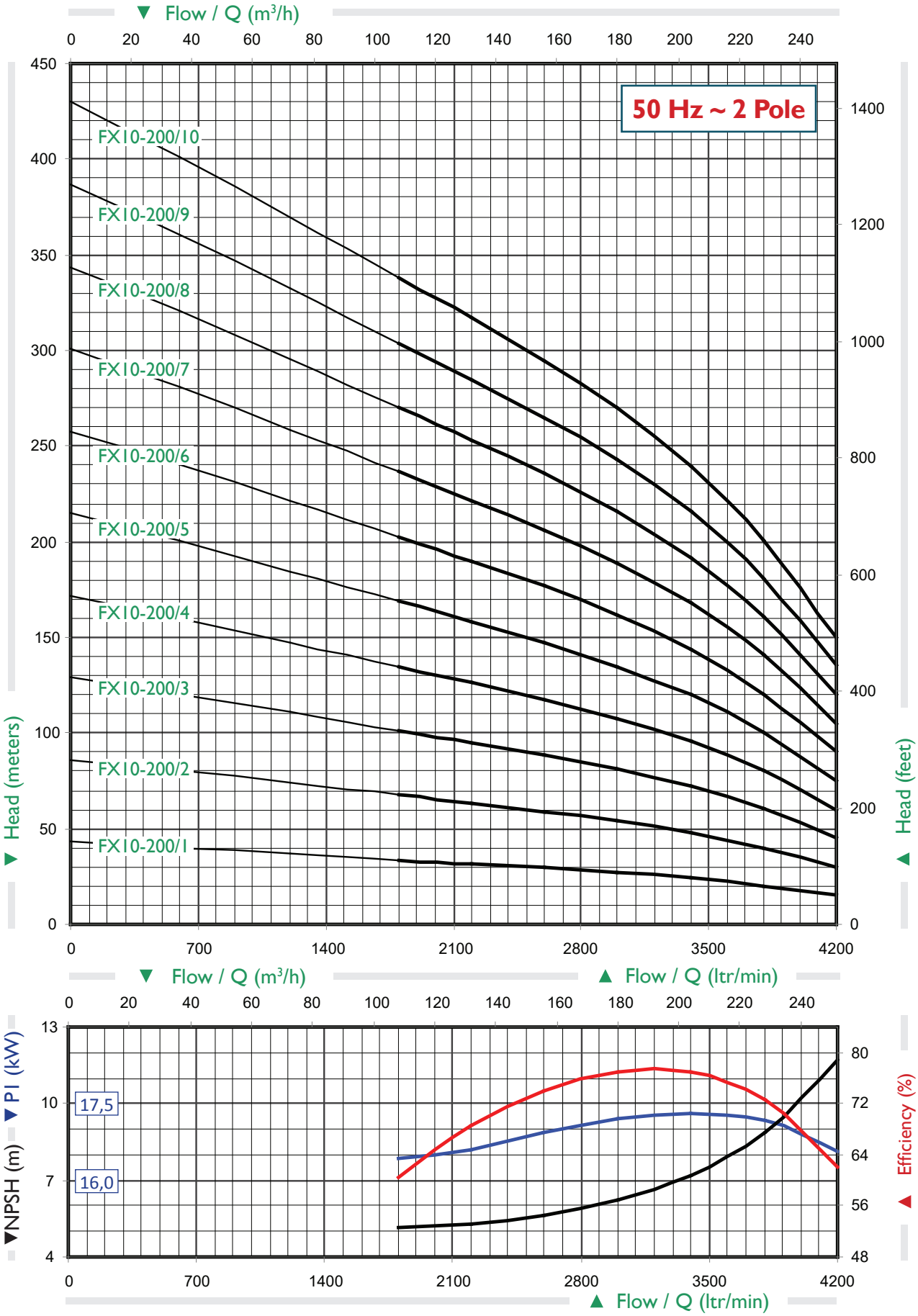

FX10-200

FOR 10-INCH BORE HOLE

50 Hz	PUMP SELECTION CHART - 2 POLE / 2850 RPM												
	MOTOR		Q (l/min)	0	800	1600	2400	3000	3600	4000	4400	4800	5200
PUMP TYPE	HP	kW	Q (m3h)	0	48	96	144	180	216	240	264	288	312
FX10-240/1	30	22	Head in meters	40	37	34	31	29	26	24	21	18	15
FX10-240/2	60	45		80	74	68	62	57	52	48	43	37	29
FX10-240/3	90	67		120	112	102	93	86	78	72	64	55	44
FX10-240/4	125	93		160	149	137	124	115	104	96	86	74	59
FX10-240/5	150	112		200	186	171	155	143	130	120	107	92	73
FX10-240/6	200	150		240	223	205	186	172	156	144	129	111	88
FX10-240/7	250	186		281	261	239	217	201	182	167	150	129	103
FX10-240/8	250	186		321	298	273	248	229	208	191	172	147	117

TECHNICAL DATA									PUMP WEIGHT (KG)
PUMP MODEL		MOTOR			PUMP DIMENSIONS (MM)				
TYPE	STAGE	HP	kW	SIZE	OD1	OD2	DN	L	
FX10-240/1	1	30	22	6" NEMA	245	253	6"	870	92
FX10-240/2	2	60	45	6" NEMA	245	253	6"	1040	114
FX10-240/3	3	90	67	8" NEMA	245	253	6"	1210	136
FX10-240/4	4	125	93	8" NEMA	245	253	6"	1380	158
FX10-240/5	5	150	112	8" NEMA	245	253	6"	1550	180
FX10-240/6	6	200	150	8" NEMA	245	253	6"	1720	202
FX10-240/7	7	250	186	8" NEMA	245	253	6"	1890	224
FX10-240/8	8	250	186	8" NEMA	245	253	6"	2060	246

OD1 = Outer dia with one (1) cable guard. *OD2 = Outer dia with two (2) cable guards.*

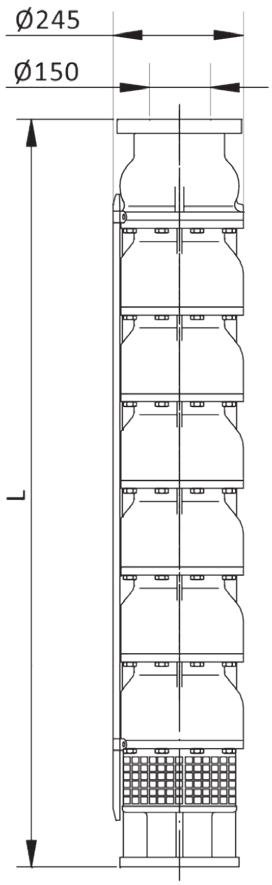

FX10-240

FOR 10-INCH BORE HOLE

info@komaxmotor.com

Pump Performance Curve

tolerance according to ISO 9906 Annex A

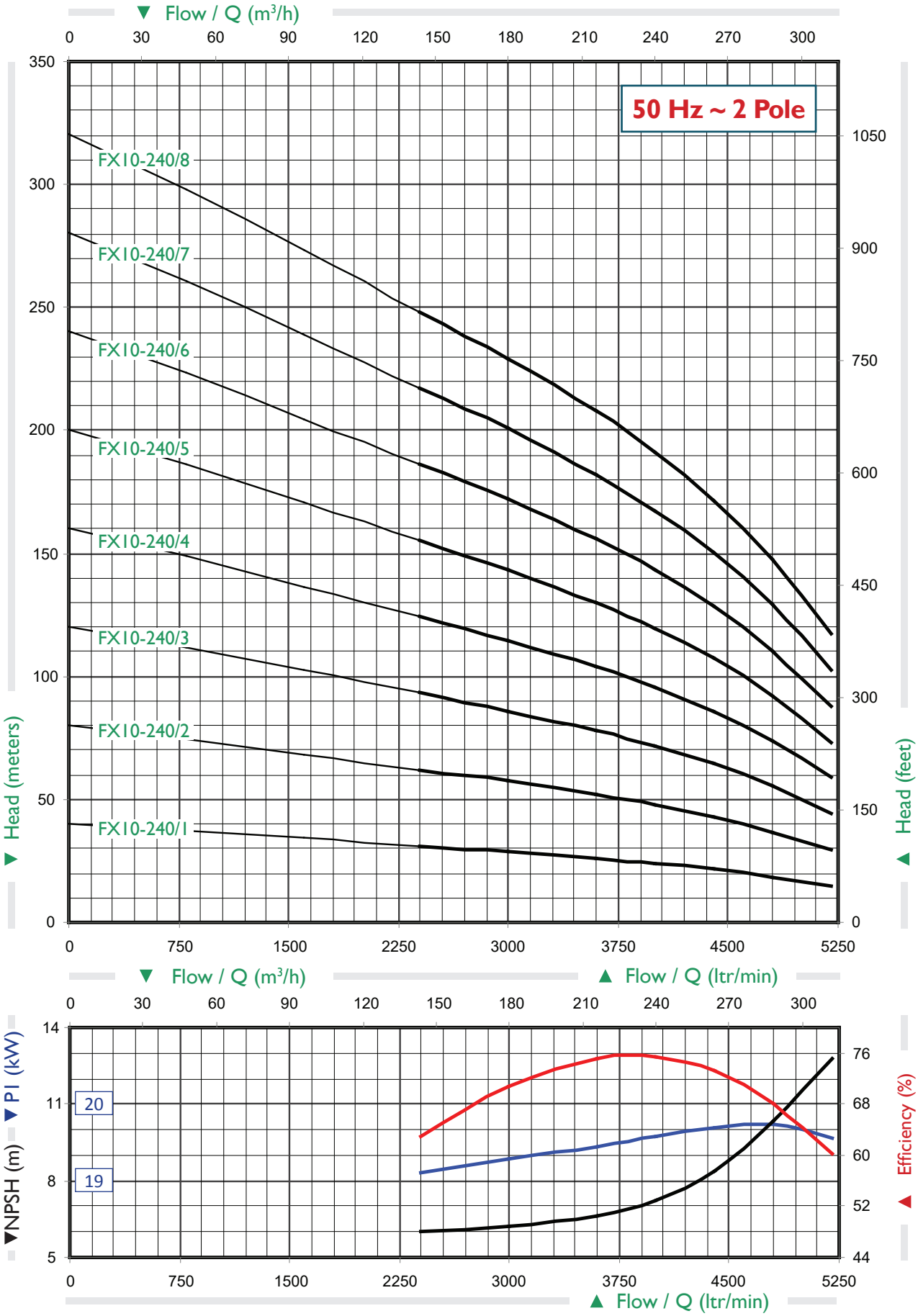

FX10-240

FOR 10-INCH BORE HOLE

50 Hz	PUMP SELECTION CHART - 2 POLE / 2850 RPM												
	MOTOR		Q (l/min)	0	1000	1800	2600	3300	4000	4600	5200	5800	6400
PUMP TYPE	HP	kW	Q (m3h)	0	60	108	156	198	240	276	312	348	384
FX10-280/1	40	30	Head in meters	42	39	36	34	32	30	27	24	19	13
FX10-280/2	80	60		83	77	73	68	64	59	54	47	38	25
FX10-280/3	125	93		125	116	109	102	96	89	81	71	57	38
FX10-280/4	150	112		166	155	146	137	128	119	109	95	76	51
FX10-280/5	200	150		208	194	182	171	160	149	136	119	95	64
FX10-280/6	250	186		249	232	219	205	193	178	163	142	115	76

TECHNICAL DATA									PUMP WEIGHT (KG)
PUMP MODEL		MOTOR			PUMP DIMENSIONS (MM)				
TYPE	STAGE	HP	kW	SIZE	OD1	OD2	DN	L	
FX10-280/1	1	40	30	6" NEMA	245	253	6"	870	92
FX10-280/2	2	80	60	8" NEMA	245	253	6"	1040	114
FX10-280/3	3	125	93	8" NEMA	245	253	6"	1210	136
FX10-280/4	4	150	112	8" NEMA	245	253	6"	1380	158
FX10-280/5	5	200	150	8" NEMA	245	253	6"	1550	180
FX10-280/6	6	250	186	8" NEMA	245	253	6"	1720	202

OD1 = Outer dia with one (1) cable guard. *OD2 = Outer dia with two (2) cable guards.*

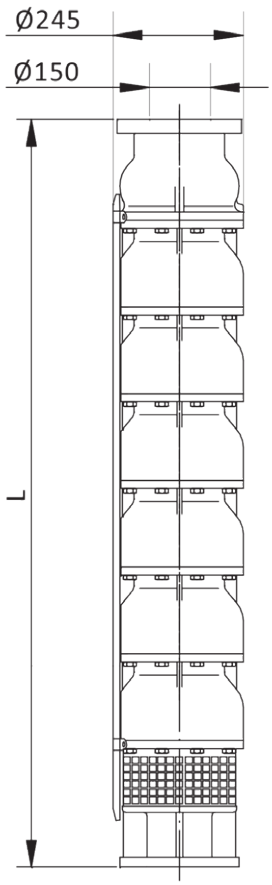

FX10-280

FOR 10-INCH BORE HOLE

info@komaxmotor.com

Pump Performance Curve

tolerance according to ISO 9906 Annex A

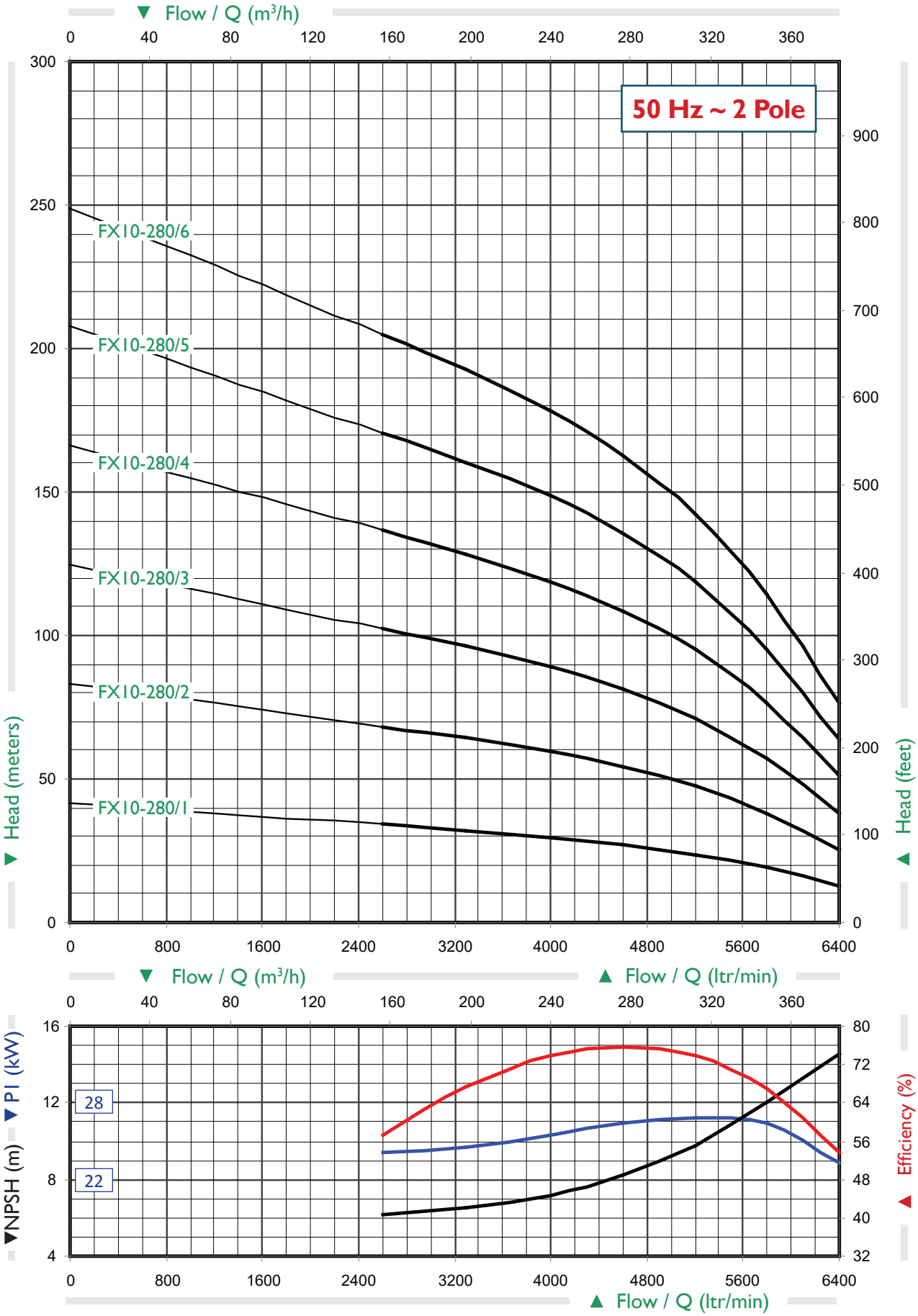

FX10-280

FOR 10-INCH BORE HOLE

50 Hz	PUMP SELECTION CHART - 2 POLE / 2850 RPM												
	MOTOR		Q (l/min)	0	1000	1800	2600	3300	4000	4600	5200	5800	6400
PUMP TYPE	HP	kW	Q (m3h)	0	60	108	156	198	240	276	312	348	384
FX12-280/1	40	30	Head in meters	50	45	41	37	34	31	28	25	20	14
FX12-280/2	80	60		100	90	81	74	68	62	56	49	40	28
FX12-280/3	125	93		150	135	122	111	101	92	84	74	60	42
FX12-280/4	175	130		200	180	163	148	135	123	112	98	80	56
FX12-280/5	200	150		250	224	204	185	169	154	140	123	100	70
FX12-280/6	250	186		300	269	244	221	203	185	168	147	121	84

TECHNICAL DATA									PUMP WEIGHT (KG)
PUMP MODEL		MOTOR			PUMP DIMENSIONS (MM)				
TYPE	STAGE	HP	kW	SIZE	OD1	OD2	DN	L	
FX12-280/1	1	40	30	8" NEMA	285	293	7"	890	97
FX12-280/2	2	80	60	8" NEMA	285	293	7"	1080	124
FX12-280/3	3	125	93	8" NEMA	285	293	7"	1270	151
FX12-280/4	4	175	130	8" NEMA	285	293	7"	1460	178
FX12-280/5	5	200	150	8" NEMA	285	293	7"	1650	205
FX12-280/6	6	250	186	8" NEMA	285	293	7"	1840	232

OD1 = Outer dia with one (1) cable guard. *OD2 = Outer dia with two (2) cable guards.*

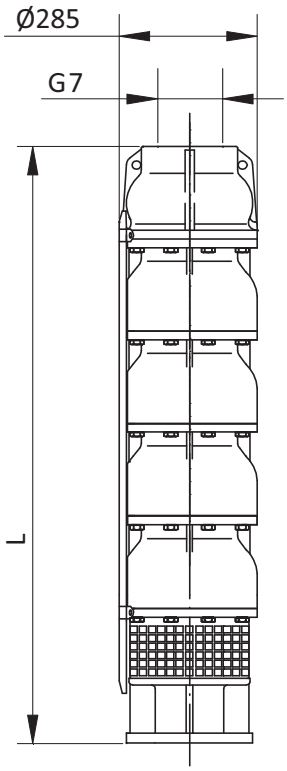

FX12-280

FOR 12-INCH BORE HOLE

info@komaxmotor.com

Pump Performance Curve

tolerance according to ISO 9906 Annex A

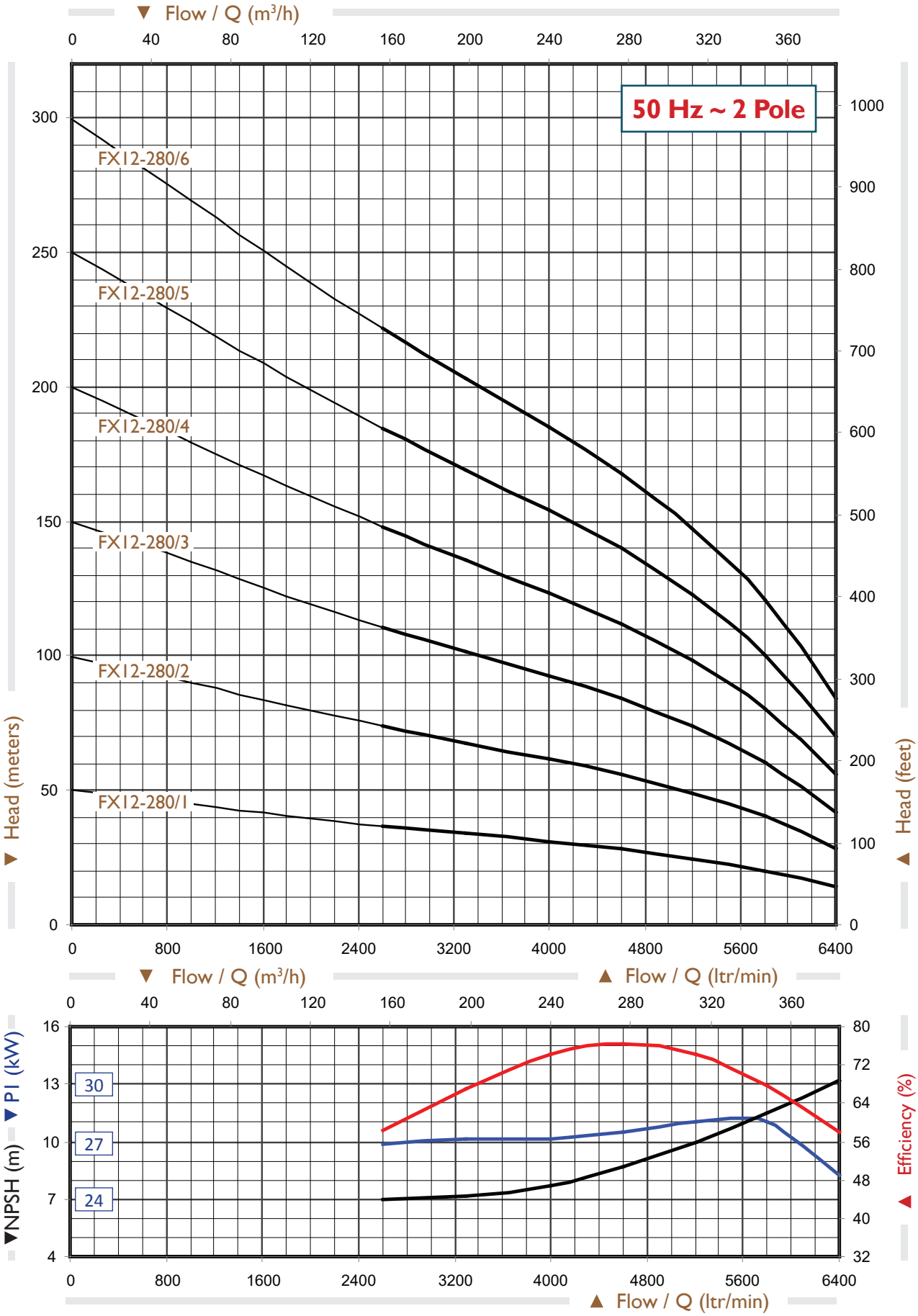

FX12-280

FOR 12-INCH BORE HOLE

50 Hz	PUMP SELECTION CHART - 2 POLE / 2850 RPM												
	MOTOR		Q (l/min)	0	1200	2400	3200	4000	4800	5400	6000	6600	7200
PUMP TYPE	HP	kW	Q (m3h)	0	72	144	192	240	288	324	360	396	432
FX12-340/1	50	37	Head in meters	49	45	41	38	36	33	30	26	22	15
FX12-340/2	100	75		99	91	82	77	71	66	60	53	43	30
FX12-340/3	150	112		148	136	123	115	107	98	90	79	65	45
FX12-340/4	200	150		198	182	164	154	143	131	120	106	86	60
FX12-340/5	250	186		247	227	206	192	179	164	150	132	108	75

TECHNICAL DATA									PUMP WEIGHT (KG)
PUMP MODEL		MOTOR			PUMP DIMENSIONS (MM)				
TYPE	STAGE	HP	kW	SIZE	OD1	OD2	DN	L	
FX12-340/1	1	50	37	8" NEMA	285	293	7"	890	97
FX12-340/2	2	100	75	8" NEMA	285	293	7"	1080	124
FX12-340/3	3	150	112	8" NEMA	285	293	7"	1270	151
FX12-340/4	4	200	150	8" NEMA	285	293	7"	1460	178
FX12-340/5	5	250	186	8" NEMA	285	293	7"	1650	205

OD1 = Outer dia with one (1) cable guard. *OD2 = Outer dia with two (2) cable guards.*

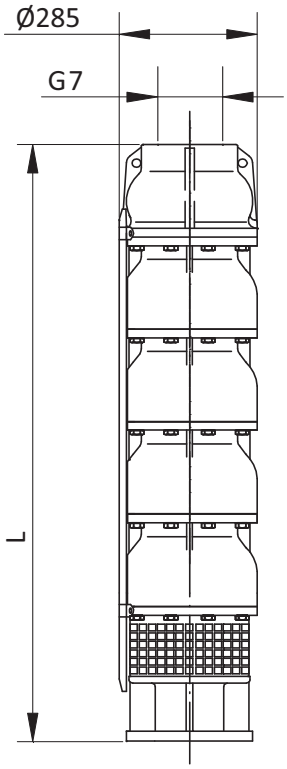

FX12-340

FOR 12-INCH BORE HOLE

info@komaxmotor.com

Pump Performance Curve

tolerance according to ISO 9906 Annex A

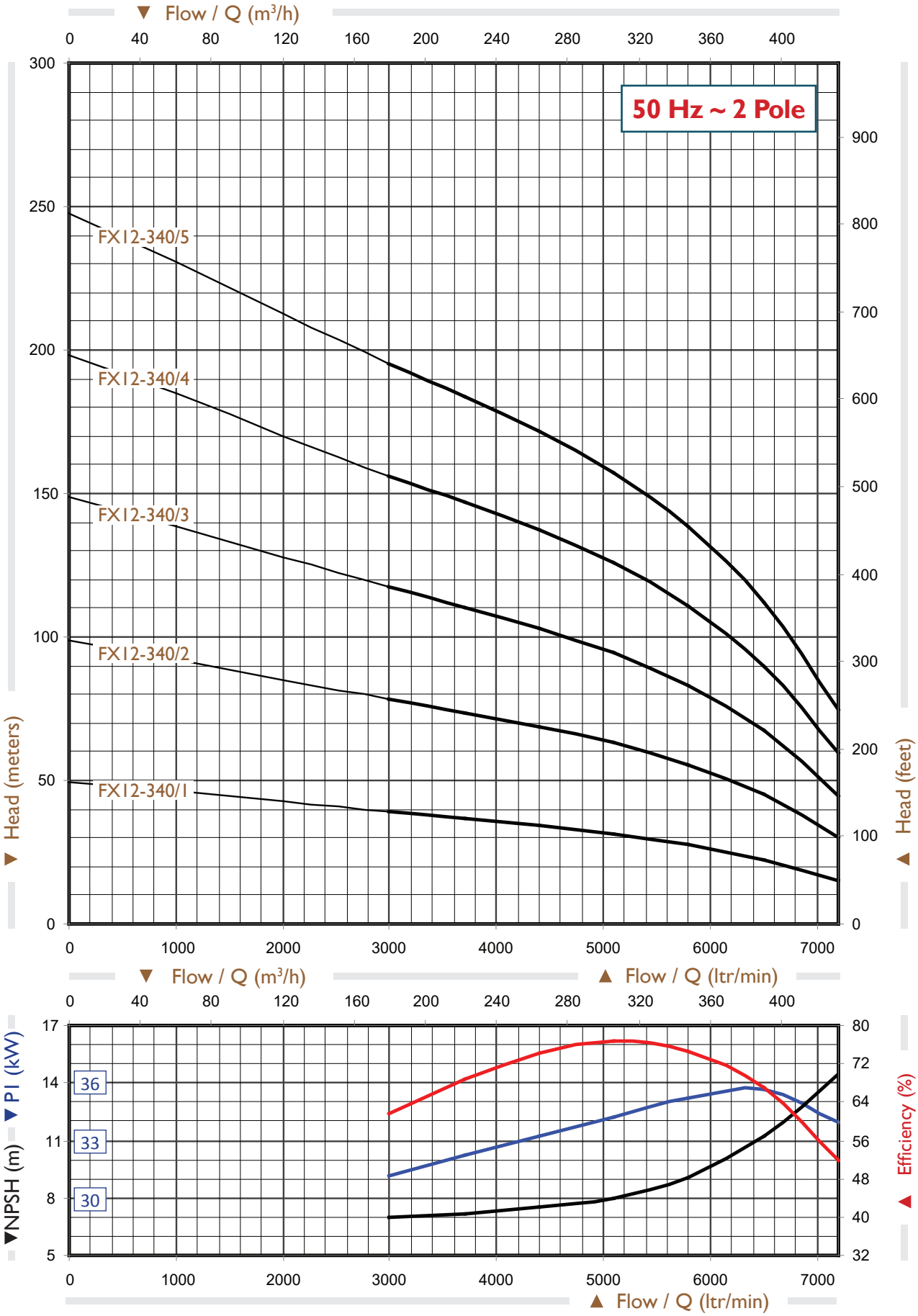

FX12-340

FOR 12-INCH BORE HOLE

50 Hz	PUMP SELECTION CHART - 2 POLE / 2850 RPM												
	MOTOR		Q (l/min)	0	1200	2400	3600	4800	5600	6300	7000	7700	8400
PUMP TYPE	HP	kW	Q (m3h)	0	72	144	216	288	336	378	420	462	504
FX12-400/1	60	45	Head in meters	50	47	43	40	36	34	31	27	22	16
FX12-400/2	125	93		99	93	87	80	73	67	61	54	44	32
FX12-400/3	200	150		149	140	130	120	109	101	92	81	66	48
FX12-400/4	250	186		199	187	173	160	145	134	122	107	88	63

TECHNICAL DATA									PUMP WEIGHT (KG)
PUMP MODEL		MOTOR			PUMP DIMENSIONS (MM)				
TYPE	STAGE	HP	kW	SIZE	OD1	OD2	DN	L	
FX12-400/1	1	60	45	8" NEMA	285	293	7"	890	97
FX12-400/2	2	125	93	8" NEMA	285	293	7"	1080	124
FX12-400/3	3	200	150	8" NEMA	285	293	7"	1270	151
FX12-400/4	4	250	186	8" NEMA	285	293	7"	1460	178

OD1 = Outer dia with one (1) cable guard. *OD2 = Outer dia with two (2) cable guards.*

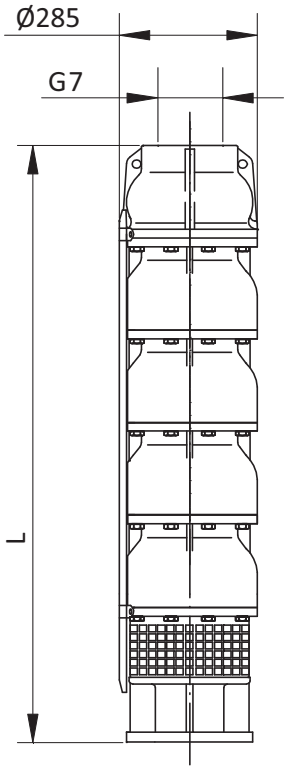

FX12-400

FOR 12-INCH BORE HOLE

info@komaxmotor.com

Pump Performance Curve

tolerance according to ISO 9906 Annex A

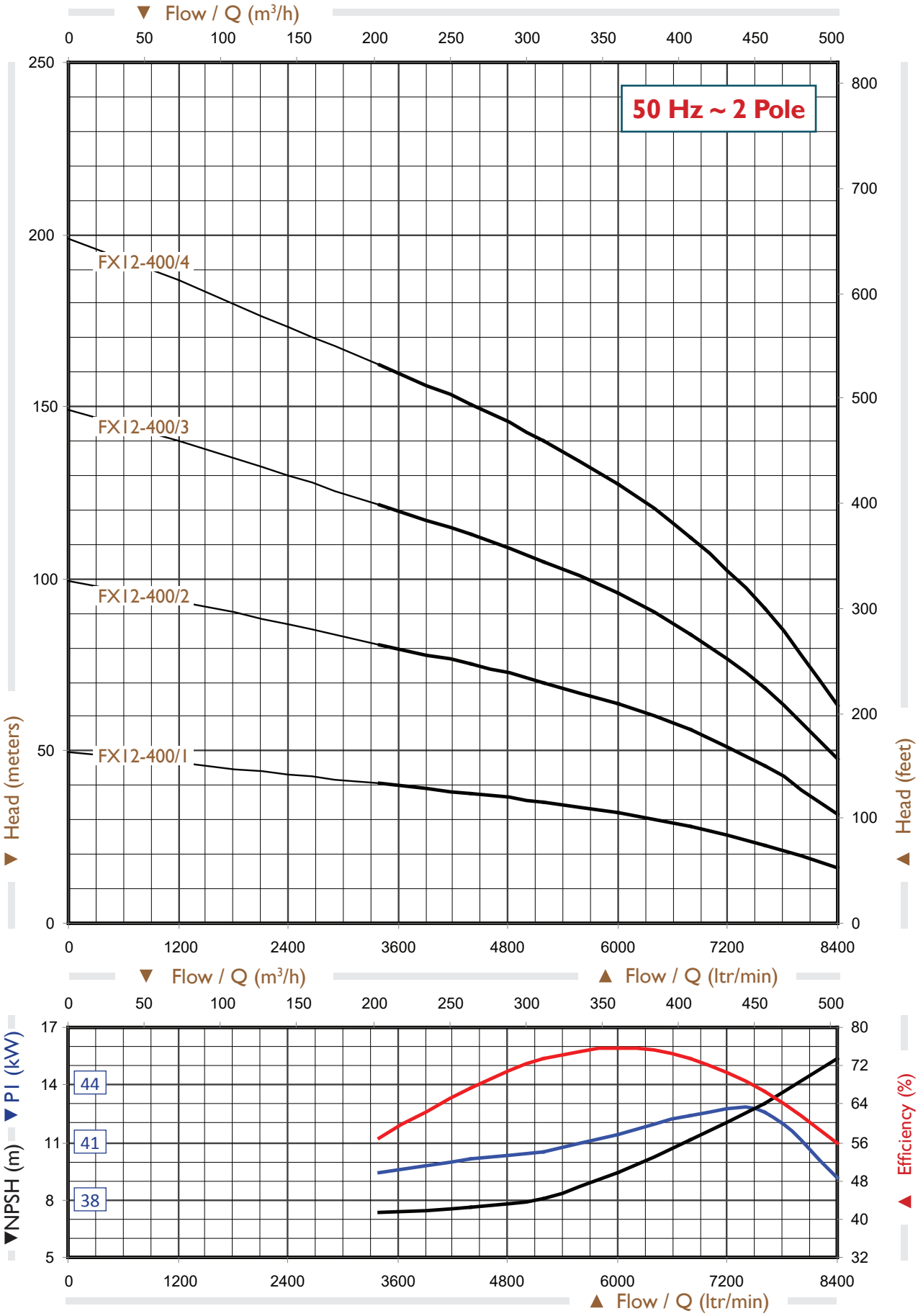

FX12-400

FOR 12-INCH BORE HOLE

Pakistan Standards

ISO 9001:2015
ISO 14001:2015
ISO 45001:2018
BUREAU VERITAS
Certification

ROYALCERT

NSF

Certified to
NSF/ANSI/CAN 61

KOMAX

Komax (Private) Limited

Plot No. 722, Sundar Industrial Estate,
Raiwind Road, Lahore (Punjab) PAKISTAN
+92 42 35150437
+92 42 35400507
info@komaxmotor.com
www.komaxmotor.com
facebook.com/komaxmotor
instagram.com/komaxmotor

Rev 01T 05/22